

## Edvivi Essence bowl pendant, Matte Black and Gold

Product listing capture — Lowes.com, July 8, 2026

### Listing: Edvivi Essence 1-Light Matte Black and Gold Farmhouse Clear glass Bowl Medium Hanging Pendant Light

**Lowe's Item #: 5657908    Model #: EPJ4537OBAG    Lowe's**

---

One-light bowl-shaped pendant, clear glass shade with gold hardware

---

Matte black and gold finish

---

Uses 60-watt medium E26 bulb

---

Adjustable hanging length, ideal for kitchens and islands

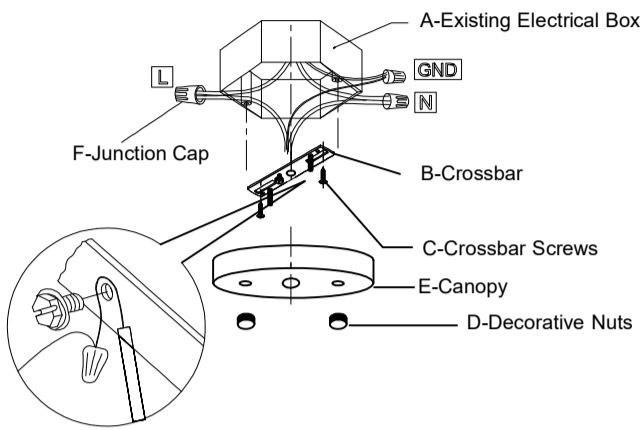
---

Source: Lowes.com listing for item #5657908, model EPJ4537OBAG. This document reproduces the listing's identity block and complete Overview section as published. The manufacturer document(s) published in this listing's Documents section (Instructions/Assembly, Dimensions Guide) are appended to this PDF.

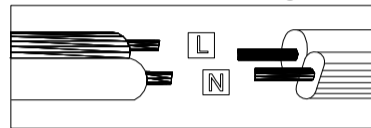
# MOUNTING AND WIRING

## WARNING:

Improper installation may cause electrical shock, fire, or equipment damage. The person performing the installation must be familiar with the construction and operation of the product and associated hazards



Wire Connection Diagram:



Please proceed in an alphabetical order:

- Attach the Crossbar (B) to existing Electrical Box (A) with the Crossbar Screws (C), which were not included but already in your Electrical Box.
- Secure the Ground Wire on the Crossbar (B).
- Connect the power source wire (L) & (N) with black & white main wire with Junction Cap (F).
- Secure the fixture Canopy (E) on the Crossbar (B) with Decorative Nuts (D).

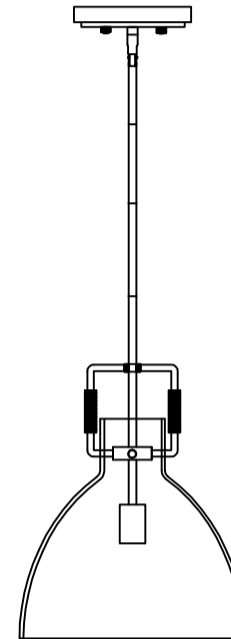
# INSTALLATION INSTRUCTIONS

Model #: E385

Customer Service Number: (832) 478-8866  
 Customer Service Email Address: WeCareWeFix@gmail.com  
 Please include your name, contact methods, product name, and model number in the email. Pictures are always helpful for understanding the issues.

## IMPORTANT SAFETY INSTRUCTIONS:

- Please read through all the instructions carefully and completely before beginning assembly and installation
- This product must be installed in accordance with installation instructions and all safety and building codes. It is strongly suggested that all direct wired fixtures be installed by a licensed electrician
- Be sure the electricity to the wires you are working on is shut off, either the fuse is removed or the circuit breaker is turned off. Turning the power off using the light switch is not sufficient to prevent electrical shock

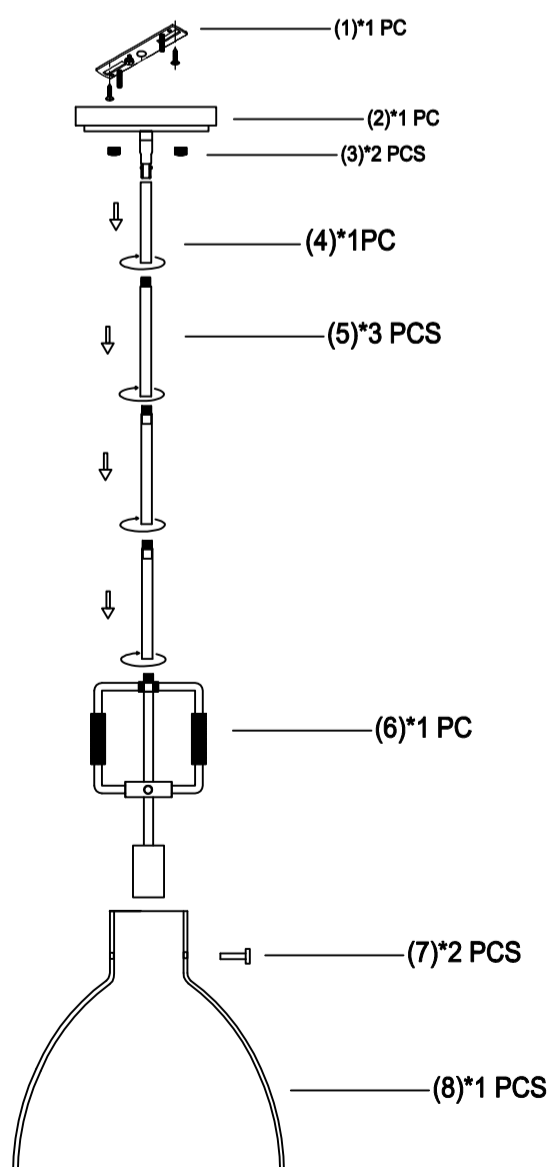


## CALIFORNIA PROPOSITON 65 WARNING

WARNING: This product contains chemicals known to the State of California to cause cancer and birth defects or other reproductive harm. (California law requires this warning to be given to customers in the State of California.)  
 For more information: [www.P65Warnings.ca.gov](http://www.P65Warnings.ca.gov)

## PART LIST AND ASSEMBLY ILLUSTRATION

Note: Some parts may be pre-installed or pre-assembled.



## ASSEMBLING, INSTALLATION, AND MOUNTING

